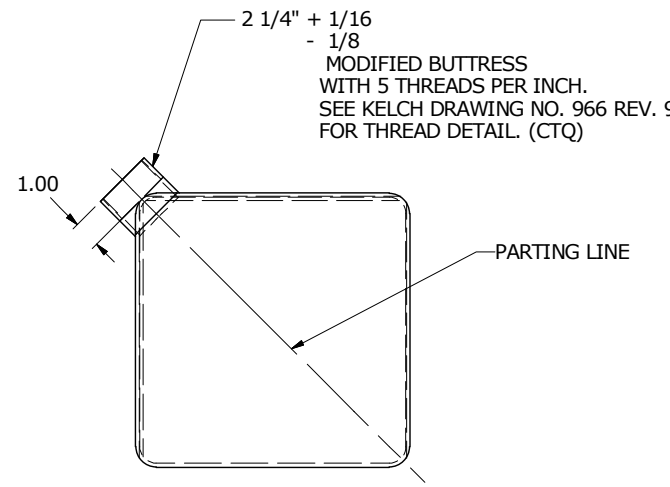
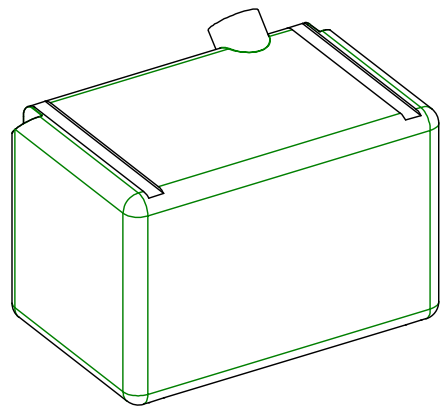


REVISION HISTORY					
REV	DESCRIPTION	ECO	DATE	BY	APPROVED
B	1/4-20 NUT INSERTS (4PLCS) WAS (2PLCS)		06/26/03	TW	
2	CHANGE FORMAT TO IDW		10/27/08	GRE	
3	NEW CTQ		03/02/10	AGA	
4	ADJUSTMENT TOLERANCES		02/04/2011	CRG	
5	DELETE INSERT NUT TO MATCH FUEL TANK		03/02/2011	MAPG	
A	ADJUSTED TOLERANCE LIST	5012787	10/06/2011	MAPG	
B	ADDED CLEANLINESS NOTE	5025489	12/16/2015	JVR	
	UPDATED DRAWING FORMAT TO CURRENT KNA STANDARD				

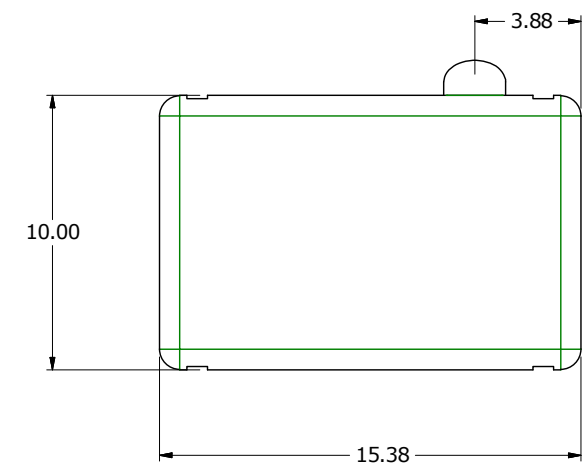
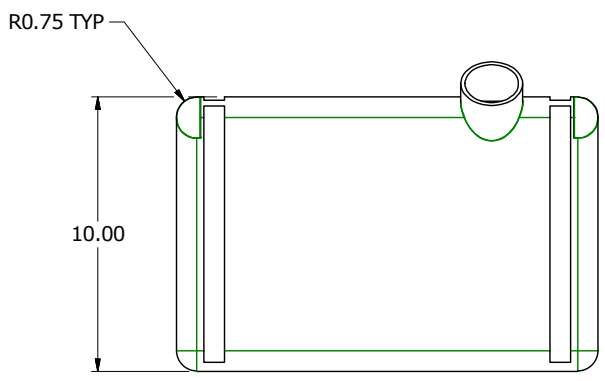
NOTES

- MATERIAL: HDPE CROSS LINK WITH UV INHIBITORS
MATERIAL : HDPE CROSS LINK CON INHINIBIDOR DE RAYOS UV
THICKNESS: 0.150 AVERAGE, 0.060 MIN. IN CORNERS
ESPESOR: 0.150 PROMEDIO, 0.060 MINIMO EN LAS ESQUINAS
- PAINT: NONE
PINTURA : NINGUNA
- TOLERANCES : SEE TOLERANCE LIST
TOLERANCIAS : VER TABLA DE TOLERANCIAS
- ALL DIMMENSIONS ARE IN INCHES UNLESS OTHERWISE IS SPECIFIED
TODAS LAS DIMENSIONES ESTAN EN PULGADAS A MENOS QUE SE INDIQUE LO CONTRARIO
- REMOVE BURRS AND BREAK SHARP EDGES
ELIMINAR FILOS Y REBABAS
- MATERIAL SHALL BE FREE OF OIL, SCRATCHES AND DUST
MATERIAL LIBRE DE ACEITE, RAYONES Y POLVO
- Ⓢ** 7. TANK INTERIORS MUST BE CLEANED WITH A STATIC-ELIMINATING SOURCE AFTER DRILLING AND FITTING INSTALLATIONS ARE COMPLETE AND PRIOR TO INSTALLATION ON UNITS. NO CHIPS OR SHAVINGS ALLOWED INSIDE TANK AFTER CLEANING.
EL INTERIOR DEL TANQUE SE DEBE LIMPIAR CON ELIMINACION-ESTATICA DESPUES DE LA PERFORACION E INSTALACION DE MONTAJE ESTEN COMPLETAS Y ANTES DE LA INSTALACION DE LAS UNIDADES. SIN ASTILLAS O VIRUTAS DENTRO DEL TANQUE DESPUES DE LA LIMPIEZA.



STD ROTATIONAL MOLDING TOLERANCES

Linear distance in inches unless noted	Tolerance +/- in inches unless noted
0.000 TO 2.999	0.06
3.000 to 5.999	0.08
6.000 to 9.999	0.10
10.000 to ∞	0.01 per linear inch
Angles	4 Deg
Radii	15% of radii



PROPRIETARY & CONFIDENTIAL THE INFORMATION CONTAINED IN THIS DRAWING IS PROPRIETARY AND MAY CONTAIN TRADE SECRETS AND PATENTABLE SUBJECT MATTER WHICH ARE THE EXCLUSIVE PROPERTY OF KARCHER NORTH AMERICA. THIS DRAWING IS PROTECTED BY THE COPYRIGHT LAWS OF THE UNITED STATES.				MONTERREY DESIGN FACILITY Av. Avante #831 P. Ind. Guadalupe Guadalupe, N.L. Mx. 67190 Ph. (52) 81-1344-2000 Fax. (52) 81-1344-2020	
GENERAL TOLERANCES X.XX ± 0.060 FRACTIONAL ±1/8 X.XXX ± 0.030 X.XXX ± 0.060 (TUBING) X.X° ± 1.0°		DESCRIPTION TANK , FUEL 6 GAL (952724) BLANK			
DRAWINGS ARE APPROVED VIA ELECTRONIC SIGNATURE IN PLM SYSTEM DRAWN GRE		DATE 10/27/2008		SCALE B	
MACHINE		DRAWING NUMBER 9.802-081.0		REV B	
THIRD ANGLE PROJECTION		SHEET 1 OF 1			